

Scaled data based on original data using
LM-79-08 Approved Method: Electrical and Photometric Measurements of Solid-
State Lighting Products

Test Report Prepared for
Cooper Lighting Solutions
(formerly Eaton)

Brand: McGRAW-EDISON

Report Number: P386937

Luminaire Tested: **GWC-SA2C-827-U-T4W**

Issue Date: 3/3/2020

Test Information

Test Method: LM-79-08
Report Number: P386937
TEST IS SCALED FROM IESNA LM-79-08 TEST DATA (G2-1903-205-18)
Test Lab: INNOVATION CENTER
Issue Date: 3/3/2020
Manufacturer: COOPER LIGHTING SOLUTIONS (FORMERLY EATON)
Product Line: MCGRAW-EDISON
Catalog Number: GWC-SA2C-827-U-T4W
Description: GALLEON WALL LUMINAIRE
(2) 80 CRI, 2700K, 1050mA LIGHTSQUARES WITH 16 LEDS EACH AND TYPE IV WIDE OPTICS
Light Source: -
Ballast/Driver: ELECTRONIC DRIVER

Summary

Lumens per Lamp: N/A
Luminaire Lumens: 10775 lumens
Efficiency: N/A
Efficacy: 97.1 lumens/watt
Luminous Opening: Rectangular (W 1' x L: 0.5' x H: 0')
IES Classification: Type IV - Short
BUG Rating: B2 - U0 - G2

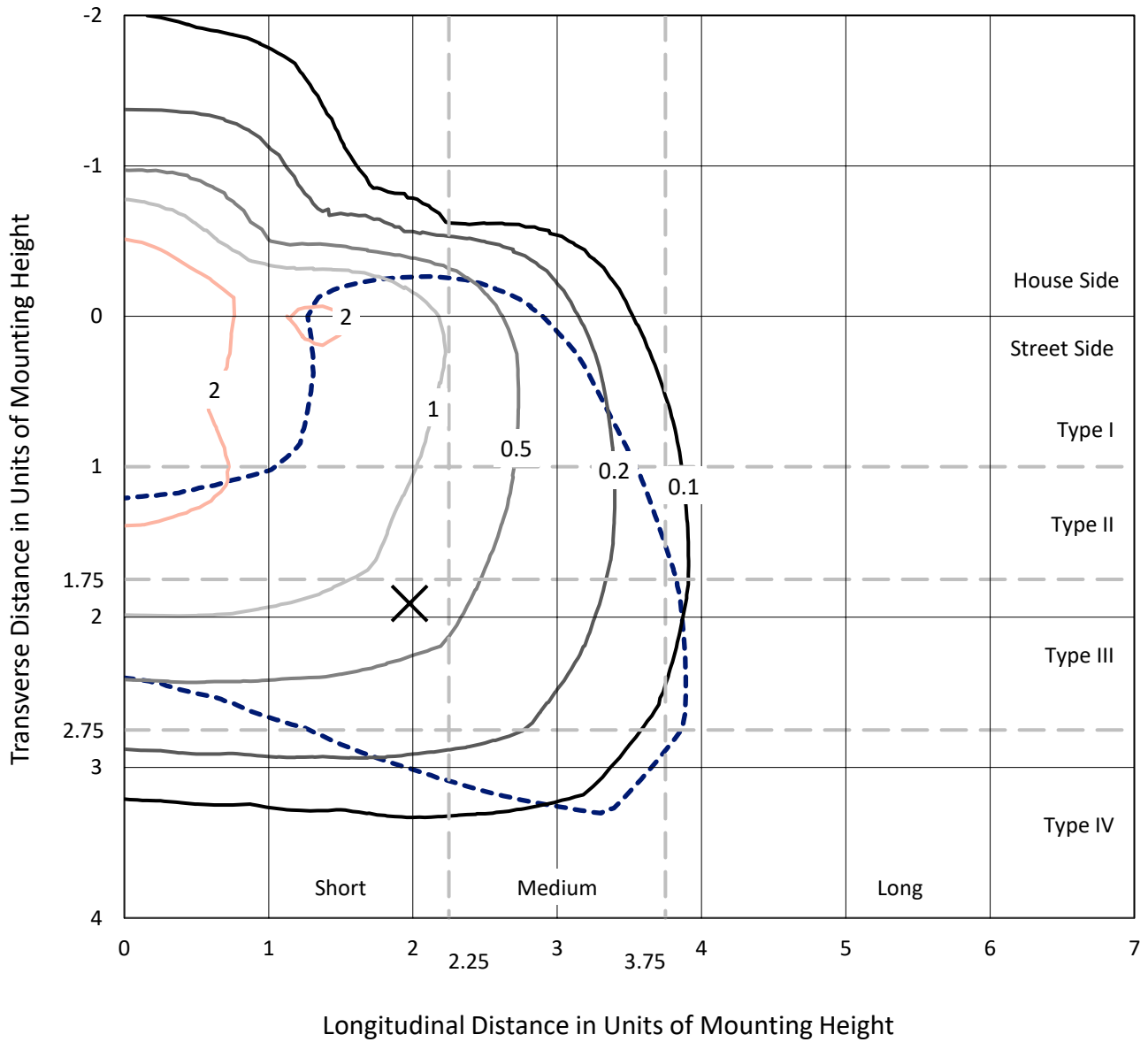
Input Watts (W): 111
Input Voltage (V): NR
Input Current (A_{in}): NR
Voltage Rise (V): NR
Power Factor: NR
Total Harmonic Distortion (THDi): NR
Frequency (hertz): 60
Stabilization Time: NR
Operation Time: NR
Ambient Temperature (°C): NR
Test Distance: 24 FT



REPORT NUMBER: P386937
 CATALOG NUMBER: GWC-SA2C-827-U-T4W

Iso-Footcandle Lines of Horizontal Illumination

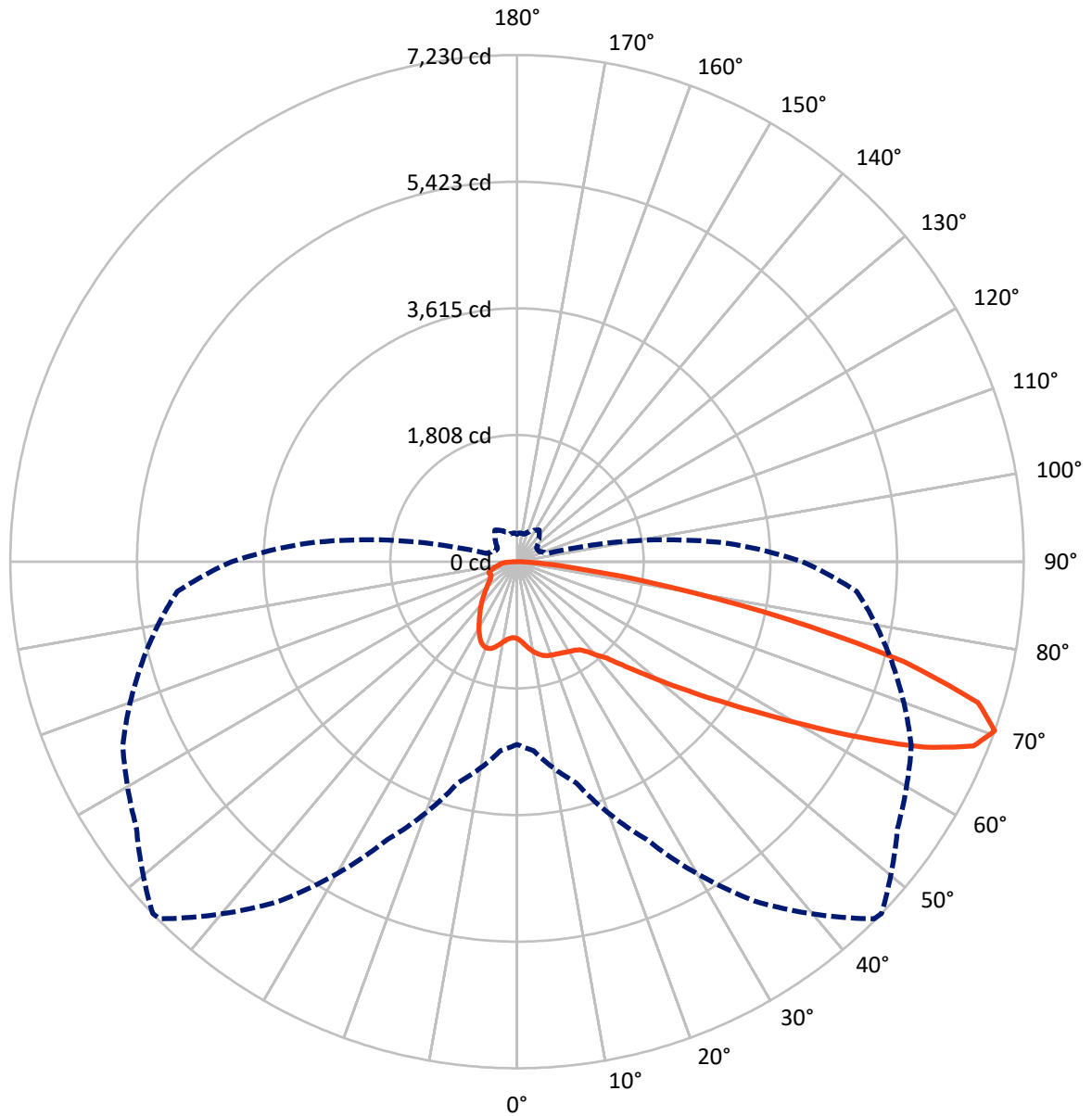
× Max cd
 - - - 1/2 Max cd



Based on 20 foot mounting height. Maximum calculated value = 3.4 fc
 Type IV - Short - N/A

REPORT NUMBER: P386937
CATALOG NUMBER: GWC-SA2C-827-U-T4W

Luminous Intensity Polar Plot



— Vertical Plane Through 46-Deg Lateral - - - Horizontal Cone Through 70-Deg Vertical

REPORT NUMBER: P386937

CATALOG NUMBER: GWC-SA2C-827-U-T4W

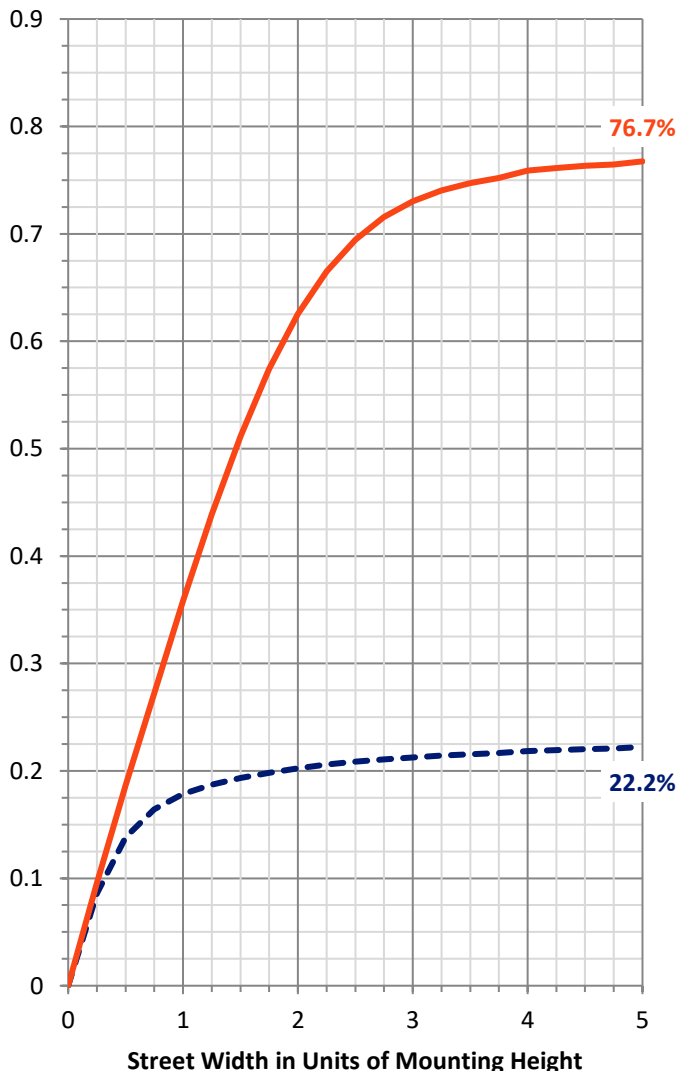
FLUX DISTRIBUTION:

		Downward	Upward	Total
House Side	Lumens	2469.6	0.0	2469.6
	% Fixture	22.9	0.0	22.9
Street Side	Lumens	8305.4	0.0	8305.4
	% Fixture	77.1	0.0	77.1
Total	Lumens	10775.0	0.0	10775.0
	% Fixture	100.0	0.0	100.0

ZONAL LUMENS:

Zone	Lumens	% Fixture
0°-10°	111.9	1.0
10°-20°	372.8	3.5
20°-30°	621.7	5.8
30°-40°	882.2	8.2
40°-50°	1297.7	12.0
50°-60°	2197.6	20.4
60°-70°	3119.4	29.0
70°-80°	1895.1	17.6
80°-90°	276.6	2.6
90°-100°	0.0	0.0
100°-110°	0.0	0.0
110°-120°	0.0	0.0
120°-130°	0.0	0.0
130°-140°	0.0	0.0
140°-150°	0.0	0.0
150°-160°	0.0	0.0
160°-170°	0.0	0.0
170°-180°	0.0	0.0
0°-90°	10775.0	100.0
0°-180°	10775.0	100.0

Coefficient of Utilization



REPORT NUMBER: P386937

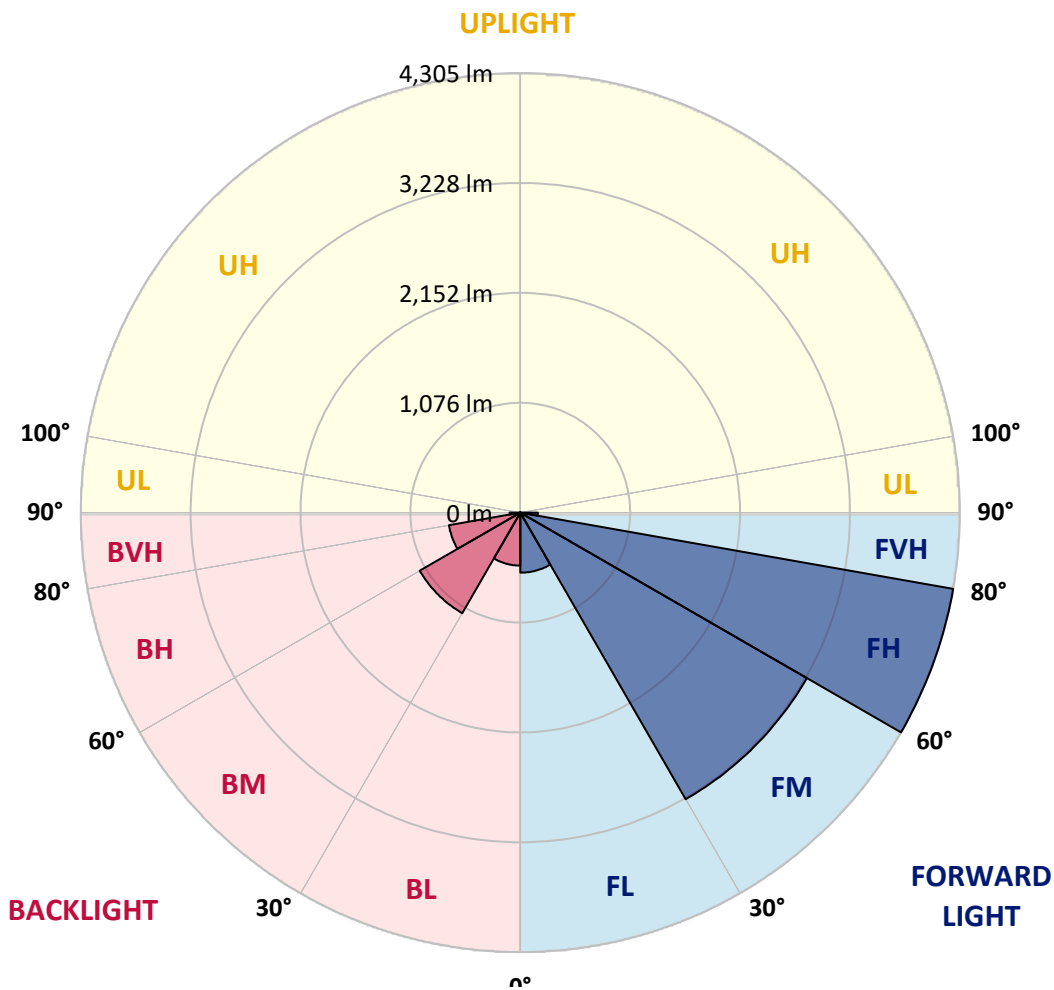
CATALOG NUMBER: GWC-SA2C-827-U-T4W

LUMINAIRE CLASSIFICATION SYSTEM LUMEN TABLE AND BUG RATING:

Zone	Lumens	% Fixture	Zone Rating/Lumen Limit		
			B	U	G
FL (0°-30°)	587.9	5.5			
FM (30°-60°)	3240.6	30.1			
FH (60°-80°)	4304.6	39.9			G2/5000
FVH (80°-90°)	172.3	1.6			G2/225
BL (0°-30°)	518.5	4.8	B2/1000		
BM (30°-60°)	1136.8	10.6	B2/2500		
BH (60°-80°)	710.0	6.6	B2/1000		G2/1000
BVH (80°-90°)	104.3	1.0			G2/225
UL (90°-100°)	0.0	0.0		U0/0	
UH (100°-180°)	0.0	0.0		U0/0	

BUG Rating: B2-U0-G2

Type IV Short





REPORT NUMBER: P386937

CATALOG NUMBER: GWC-SA2C-827-U-T4W

CANDELA DISTRIBUTION (FULL):

	0°	5°	15°	25°	35°	45°	46°	55°	65°	75°	85°
0°	1097.8	1097.8	1097.8	1097.8	1097.8	1097.8	1097.8	1097.8	1097.8	1097.8	1097.8
2.5°	1152.7	1153.4	1154.9	1151.2	1140.9	1138.0	1136.8	1126.2	1119.1	1108.8	1100.0
5°	1244.9	1245.6	1243.4	1233.1	1210.2	1193.3	1191.8	1167.5	1145.3	1121.7	1104.0
7.5°	1341.1	1342.2	1335.2	1315.7	1283.6	1254.1	1252.3	1219.1	1185.5	1149.8	1123.2
10°	1426.3	1421.9	1410.5	1383.2	1345.2	1309.1	1307.6	1272.9	1234.2	1191.1	1155.7
12.5°	1483.1	1479.4	1464.7	1431.5	1389.8	1356.6	1353.7	1321.6	1284.0	1236.8	1194.4
15°	1514.4	1517.0	1497.1	1459.5	1418.9	1390.9	1388.3	1365.5	1331.9	1284.3	1235.7
17.5°	1518.5	1520.7	1501.5	1464.3	1431.1	1411.9	1410.8	1395.7	1371.4	1325.6	1274.8
20°	1494.9	1496.4	1480.5	1449.9	1428.2	1422.3	1421.9	1415.3	1397.2	1356.6	1307.2
22.5°	1460.6	1461.7	1450.3	1428.2	1420.8	1430.0	1432.6	1430.0	1417.1	1379.1	1332.7
25°	1452.1	1451.4	1439.6	1417.1	1423.4	1442.9	1446.2	1447.3	1438.5	1405.3	1365.1
27.5°	1493.1	1490.5	1468.0	1431.8	1435.9	1459.5	1463.9	1474.6	1469.1	1440.0	1402.0
30°	1611.4	1607.0	1560.9	1487.9	1468.0	1480.2	1485.7	1502.6	1503.8	1479.4	1451.0
32.5°	1811.3	1805.8	1723.2	1592.6	1522.2	1501.2	1506.3	1531.8	1545.4	1526.6	1496.0
35°	2063.9	2057.6	1949.2	1770.7	1612.9	1541.4	1545.1	1565.3	1592.6	1566.1	1525.5
37.5°	2327.2	2312.0	2207.7	1980.2	1757.1	1627.3	1627.3	1629.9	1642.8	1587.5	1560.2
40°	2589.0	2573.9	2479.5	2226.5	1943.7	1762.6	1754.1	1697.0	1686.7	1639.1	1629.9
42.5°	2832.4	2827.9	2772.2	2504.9	2162.7	1895.7	1883.9	1787.0	1789.2	1759.7	1760.0
45°	3091.2	3091.2	3045.9	2785.9	2417.9	2109.6	2097.8	1955.1	1977.2	1963.6	1996.4
47.5°	3302.5	3309.1	3302.9	3078.7	2714.7	2381.4	2360.0	2188.1	2250.1	2296.9	2392.4
50°	3518.2	3528.5	3529.7	3399.9	3073.5	2704.4	2680.1	2497.5	2635.8	2770.0	2957.7
52.5°	3831.3	3854.5	3762.0	3720.3	3513.1	3087.9	3063.9	2895.4	3126.2	3314.7	3638.1
55°	4121.5	4101.2	4035.2	4061.0	3983.6	3524.5	3506.4	3358.6	3672.7	3917.6	4337.6
57.5°	4278.6	4277.1	4343.5	4454.1	4491.0	4062.9	4047.7	3903.9	4288.9	4472.9	4994.3
60°	4463.0	4465.5	4630.0	4881.1	5033.0	4733.2	4726.6	4617.5	4887.4	4991.4	5509.5
62.5°	4488.8	4535.2	4818.4	5250.6	5540.4	5516.5	5531.2	5260.2	5422.8	5405.1	5894.1
65°	4191.9	4253.1	4765.7	5362.3	6044.9	6373.1	6386.7	5906.6	5845.0	5758.7	6031.6
67.5°	3583.5	3674.2	4231.0	5119.3	6211.2	7006.2	7025.4	6407.7	6195.3	5878.6	5700.5
70°	2607.8	2708.5	3268.9	4372.2	5914.7	7208.6	7230.4	6629.3	6208.6	5537.5	4866.4
72.5°	1575.3	1654.2	2116.2	3218.8	4992.1	6839.9	6878.6	6348.4	5668.4	4690.5	3593.4
75°	691.8	743.4	1023.3	1854.8	3573.9	5659.2	5707.5	5433.9	4605.7	3408.7	2124.0
77.5°	294.6	309.4	419.6	805.7	2020.4	3867.1	3933.4	3970.3	3124.8	1854.8	897.5
80°	183.6	189.5	237.5	364.7	945.5	2171.9	2243.5	2336.0	1551.7	681.8	313.4
82.5°	111.7	118.4	157.8	220.5	492.3	984.6	1018.8	1084.1	602.2	294.6	162.2
85°	67.1	71.9	96.6	139.4	280.2	387.2	386.8	427.7	283.6	189.5	85.5
87.5°	32.1	35.8	51.6	72.3	141.2	145.3	136.1	154.1	172.2	124.3	43.1
90°	0.0	0.0	0.0	0.0	0.0	0.0	0.0	0.0	0.0	0.0	0.0



REPORT NUMBER: P386937
 CATALOG NUMBER: GWC-SA2C-827-U-T4W

CANDELA DISTRIBUTION (continued):

	90°	95°	105°	115°	125°	135°	145°	155°	165°	175°	180°
0°	1097.8	1097.8	1097.8	1097.8	1097.8	1097.8	1097.8	1097.8	1097.8	1097.8	1097.8
2.5°	1097.0	1095.5	1090.8	1087.1	1086.3	1084.1	1082.3	1083.4	1084.9	1085.2	1085.2
5°	1096.7	1092.6	1086.3	1083.7	1087.1	1091.5	1097.0	1104.4	1108.8	1112.1	1114.4
7.5°	1114.4	1106.6	1099.6	1098.1	1104.8	1116.6	1129.1	1144.6	1155.3	1162.7	1164.1
10°	1143.9	1134.3	1127.3	1128.7	1140.5	1157.5	1175.2	1195.1	1211.3	1221.3	1222.0
12.5°	1177.8	1168.6	1161.9	1168.2	1187.7	1208.4	1226.8	1244.2	1258.9	1268.9	1268.9
15°	1216.9	1210.2	1202.5	1216.9	1243.4	1261.9	1269.6	1278.1	1286.2	1293.6	1292.1
17.5°	1254.5	1248.2	1244.2	1261.1	1288.8	1297.3	1292.1	1285.8	1285.8	1289.9	1290.6
20°	1286.9	1281.4	1284.0	1300.6	1315.0	1306.1	1286.9	1267.0	1258.9	1261.1	1263.3
22.5°	1315.3	1312.7	1320.5	1328.2	1317.9	1286.9	1251.5	1224.6	1214.7	1213.9	1214.7
25°	1348.5	1348.1	1357.7	1343.7	1298.0	1240.8	1193.3	1167.1	1161.6	1166.0	1173.4
27.5°	1389.8	1393.9	1398.7	1347.4	1257.4	1171.1	1122.8	1104.8	1110.3	1121.0	1128.0
30°	1442.5	1453.6	1443.3	1338.2	1199.2	1091.5	1045.4	1040.2	1055.4	1070.5	1077.8
32.5°	1493.8	1511.1	1486.1	1314.2	1123.9	1007.0	971.3	969.8	988.2	1003.0	1013.3
35°	1535.1	1569.4	1518.1	1266.6	1036.9	929.2	903.1	893.1	899.7	917.1	928.9
37.5°	1588.9	1646.1	1540.3	1194.0	942.5	865.1	834.5	811.6	805.7	812.7	818.6
40°	1687.4	1763.0	1550.6	1092.6	850.3	800.9	769.9	736.4	713.2	696.2	696.6
42.5°	1848.2	1915.3	1543.9	969.4	765.2	738.2	703.2	664.5	626.9	588.5	585.6
45°	2109.2	2141.7	1524.0	838.9	690.3	672.6	639.8	601.1	550.9	507.4	503.3
47.5°	2527.0	2455.1	1493.1	725.0	624.3	616.9	586.7	542.1	489.0	453.9	451.0
50°	3096.7	2907.6	1477.9	634.2	566.0	568.2	543.5	496.3	446.2	420.4	417.4
52.5°	3778.2	3434.5	1507.1	564.2	519.2	526.9	508.5	464.3	422.2	401.9	399.0
55°	4485.1	3980.3	1538.4	513.3	474.9	490.1	483.8	447.3	409.3	390.5	387.9
57.5°	5090.2	4387.7	1475.7	472.0	435.5	459.1	464.6	436.6	402.7	385.7	382.8
60°	5471.1	4551.8	1311.3	433.3	404.1	434.4	453.6	433.6	405.3	403.8	401.6
62.5°	5651.8	4537.4	1064.6	402.7	384.6	423.7	461.7	450.2	434.8	448.0	449.1
65°	5570.7	4320.6	792.8	382.4	370.6	427.7	486.0	481.6	443.2	456.5	458.4
67.5°	5036.7	3803.3	587.0	364.7	355.1	439.2	530.3	491.9	426.6	436.2	430.3
70°	4071.0	3015.2	452.8	344.8	339.2	437.7	550.2	485.6	408.6	410.8	394.9
72.5°	2807.3	2056.1	368.4	326.3	316.4	399.0	536.2	470.2	393.5	376.5	355.5
75°	1526.6	1103.7	313.1	307.2	276.2	350.3	510.3	459.1	379.8	357.3	345.5
77.5°	600.7	458.0	271.8	281.0	241.5	309.4	481.6	438.1	361.0	331.5	325.6
80°	245.2	233.8	225.3	243.0	207.6	270.7	446.9	413.4	338.5	307.5	295.7
82.5°	139.0	145.3	175.2	191.7	168.5	249.3	430.3	393.5	311.6	275.5	261.4
85°	71.2	85.2	122.1	137.5	123.9	212.0	396.4	344.4	250.0	210.9	212.0
87.5°	34.3	47.6	77.1	86.3	80.4	153.4	296.1	249.6	194.7	154.1	149.3
90°	0.0	0.0	0.0	0.0	0.0	0.0	0.0	0.0	0.0	0.0	0.0

Signify Classified - Internal
Cooper Lighting Solutions Photometric Lab
1121 Highway 74 South
Peachtree City, GA 30269

Scaled Data Report



Report Generated By 670245982

Signify Classified - Internal
Cooper Lighting Solutions Photometric Lab
1121 Highway 74 South
Peachtree City, GA 30269

Scaled Data Report



Signify Classified - Internal
Cooper Lighting Solutions Photometric Lab
1121 Highway 74 South
Peachtree City, GA 30269

Scaled Data Report



Signify Classified - Internal
Cooper Lighting Solutions Photometric Lab
1121 Highway 74 South
Peachtree City, GA 30269

Scaled Data Report





--- HS — SS

Signify Classified - Internal
Cooper Lighting Solutions Photometric Lab
1121 Highway 74 South
Peachtree City, GA 30269

Scaled Data Report



u

Signify Classified - Internal
Cooper Lighting Solutions Photometric Lab
1121 Highway 74 South
Peachtree City, GA 30269

Scaled Data Report



Signify Classified - Internal
Cooper Lighting Solutions Photometric Lab
1121 Highway 74 South
Peachtree City, GA 30269

Scaled Data Report



(END OF REPORT)